



## 2006 LEXUS **IS**



 LEXUS

## 2006 LEXUS **IS** Performance



Vehicle shown with available equipment.

IN THE IS, POWER, AGILITY AND SPEED ALL CONVERGE TO CREATE A DYNAMIC PERFORMANCE EXPERIENCE. With a 306-horsepower V6<sup>1</sup> engine, the IS 350 utilizes technologically advanced systems like direct injection and dual VVT-i that help it achieve optimal performance. An Electronic Throttle Control System with intelligence (ETCS-i) provides more precise command of engine power. Available sport-tuned suspension\* helps maintain wheel alignment and supplies more confident handling and tire grip. Rear-wheel drive and available all-wheel drive (IS 250 only) help enhance control. And shouldering all this athleticism are available 18-inch wheels and road-hugging, high-performance tires.\*<sup>2</sup>

<sup>1,2</sup> See page 18 for more information.

\*RWD only.



## 2006 LEXUS **IS** VVT-i

THE NEW IS FEATURES SEVERAL INNOVATIONS that help forge a compromise between brute performance and sophisticated engineering. Its advanced double-overhead-cam engine benefits from a new, more efficient direct fuel-injection system. This system was specifically designed for the Lexus IS and ensures both increased power and reduced fuel consumption. Also featured is dual Variable Valve Timing with intelligence (VVT-i) that functions on both the intake and the exhaust valves. Dual VVT-i increases power, torque and fuel economy, all while simultaneously reducing emissions.



## 2006 LEXUS **IS** VDIM



Vehicle shown with available equipment.

The IS features many integrated systems that respond to and manage situations without the driver's assistance. Vehicle Dynamics Integrated Management (VDIM)<sup>3</sup> (standard on the IS 350 only) monitors the braking and throttle systems to automatically anticipate and help correct a loss of traction. In fact, VDIM allows drivers to further push the limits of handling before subtly, but effectively, applying braking, throttle and steering assistance. This helps maximize the excitement of driving without sacrificing control. Available Dynamic Radar Cruise Control<sup>4</sup> is designed to automatically reduce your vehicle's speed to its pre-set following distance, should you approach a vehicle traveling directly in front of you too closely. Even the electronic power steering is speed sensitive.

<sup>3,4</sup> See page 18 for more information.

## 2006 LEXUS **IS** 250 AWD



The IS 250 features available all-wheel drive (AWD) to assist you with better traction, cornering, handling and power-whatever weather conditions you may face. In fact, while the IS usually maintains a rear-wheel drive bias, up to 50 percent of the vehicle's torque can be routed to the front wheels if needed. Additionally, an all-new front and rear suspension system optimizes wheel alignment and helps provide precise handling and a confident tire grip. To suit the varying needs of dedicated automotive enthusiasts, the IS 250 has a 204-horsepower V6<sup>1</sup> offered in both rear-wheel drive and all-wheel drive (AWD). And while all models feature six-speed transmissions, the rear-wheel drive IS 250 also offers a sportier manual transmission.

<sup>1</sup>See page 18 for more information.



## 2006 LEXUS IS Technology



The IS offers plenty of intuitive innovations. SmartAccess with push-button start detects your key's presence up to one meter from the vehicle and enables you to operate the door locks, trunk and ignition—all without ever taking the key from your pocket. The innovative power moonroof offers dial adjustment. This unique feature has nine different positions of closure as well as a push-button option to fully open or close the moonroof with just one touch. And when negotiating tight parking spots, available Intuitive Parking Assist uses ultrasonic sensors to monitor your efforts and disclose proximity to an object either audibly or through the instrument gauge display or available NAV touchscreen.

## 2006 LEXUS IS Navigation System



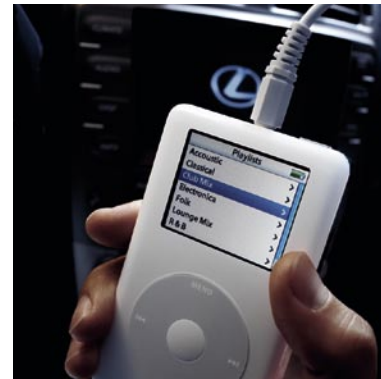
THE LEXUS NAV-ESSENTIAL TO BOTH DAY-TRIPPERS AND NIGHT-CRAWLERS ALIKE. The available fifth-generation voice-activated DVD navigation system<sup>5</sup> comes equipped with a backup camera.<sup>6</sup> The system can help guide drivers with precise accuracy throughout most of the contiguous U.S. and major Canadian cities. Prompted by a voice command, the input of an address, or in some cases even a telephone number, the Lexus NAV offers you three different route options. Its huge database can detail restaurants by cuisine type, give information about upcoming freeway exits and even help find ATM locations. The IS also offers available Bluetooth® technology<sup>7</sup> that can link the NAV system with compatible cell phones for voice-activated, hands-free calling and automatic direction information.

<sup>5,6,7</sup> See page 18 for more information.



## 2006 LEXUS IS Audio System

**PLUGGED IN.** Inside the new IS you can use your iPod® or most other MP3 players to access your entire music library. Simply plug your player into the auxiliary iPod®/MP3/Windows Media® Audio (WMA) port and take in the amazing sound. The IS cabin features sound-absorbing dimpling in the sun visors, as well as acoustic windshield glass containing a noise-dampening inner film to help promote a more pure listening environment. And with the available 300-watt<sup>89</sup> Mark Levinson® Premium Audio Surround Sound System,<sup>9</sup> you'll have 14 carefully positioned speakers offering 7.1 channel surround sound speaker architecture.



Optional equipment.

<sup>89</sup> See page 18 for more information.



## 2006 LEXUS **IS** Luxury Interior

The look of the new IS is fresh, original and visually arresting. Stretching 3.5 inches longer and three inches wider than its predecessor, this is a vehicle with an aggressive stance. Its dual-exhaust system and aerodynamic taillamps add to its sporty appearance. There are also several new colors to choose from. Z-shaped interior door panels, a vertically latticed grille and twin-barrel headlamp clusters are complemented by metallic-finish interior accents and available genuine wood trim. And, of course, the standard power moonroof and 194-watt<sup>10</sup> Lexus Premium Audio System with an in-dash, six-disc CD/DVD auto-changer only add to its appeal.

Framed by metallic-finish interior accents and available genuine wood trim, electroluminescent gauges radiate for easier reading. Their luminescent needles light from base to tip and sweep across the dial as the ignition starts. Utilizing red and amber lighting, ambient speedometer and tachometer indicators can be set to glow upon reaching certain set speeds or rpm levels. And all automatic transmissions come with paddle-shift controls conveniently mounted behind the steering wheel.

Lexus has designed the IS with meticulous attention to detail and many luxurious extras. Its available features include perforated leather-trimmed seating (standard on AWD model) with individually heated and ventilated front seats, rain-sensing windshield wipers and Intuitive Parking Assist. Also available is the Lexus Memory System, which conveniently remembers up to three different positions for the 10-way power-adjustable driver's and front passenger's seats, as well as outside mirrors and the available power-adjustable tilt-and-telescoping steering wheel. And as with every Lexus, the IS offers a remarkably quiet cabin—even at top speeds. So while the IS is certainly built for thrills, it's also built for comfort.



<sup>10</sup> See page 18 for more information.

## 2006 LEXUS **IS** Luxury Exterior

The IS boasts a sleek profile and bold, powerful proportions. Aerodynamics are strongly emphasized with careful attention to underbody airflow. In fact, it features innovative, smooth paneling with stepping on the undercarriage to help minimize and balance front and rear lift. And to reduce drag, aerodynamically designed side mirrors slice cleanly through the air, while new sweeping taillamps direct airflow away from the vehicle rather than around it. This lower drag makes better use of engine power while the lower lift aids high-speed control and handling. Lastly, the IS has been rated an Ultra-Low Emission Vehicle (ULEV II).





## 2006 LEXUS IS Safety



The Lexus IS has many safety systems to help provide a more assured driving experience. To begin with, the IS features an available Bi-xenon Adaptive Front Lighting System (AFS) that helps illuminate a broader stretch of road around a curve. For example, the right High-Intensity Discharge (HID) headlamp will rotate up to five degrees in a right turn. In a left turn, the left HID headlamp will pivot a full 15 degrees. The IS also supplies impressive stopping power: four-wheel ventilated disc brakes (IS 350 only), high-friction front brakes<sup>11</sup> and an Anti-lock Braking System (ABS). To help correct for a loss of traction in such a turn, there is Vehicle Dynamics Integrated Management (VDIM)<sup>3</sup> on the IS 350 and Vehicle Stability Control (VSC)<sup>3</sup> on the IS 250. Should an unavoidable collision occur, Lexus offers an available sophisticated Pre-Collision System (PCS)<sup>\*,12</sup> that employs millimeter-wave radar to calculate the distance and speed at which the IS is approaching an object. If PCS determines a frontal crash is imminent and the driver has depressed the brake pedal, PCS automatically applies increased braking force while simultaneously retracting the front seatbelts to help reduce collision damage. Additionally, during a severe frontal collision, the Supplemental Restraint System (SRS) with dual-stage deployment front airbags<sup>13</sup> will immediately activate. This SRS includes a unique, new twin-chamber front passenger's airbag,<sup>13</sup> front seat-mounted side airbags,<sup>13</sup> driver's and front passenger's knee airbags<sup>13</sup> and full-length front and rear side curtain airbags.<sup>13</sup> All of which will act collectively to help provide important protection to both the driver and passengers.

<sup>3,11,12,13</sup> See page 18 for more information.

<sup>\*</sup>Automatic transmission only.

## 2006 LEXUS IS Ownership Experience



**YOUR JOURNEY WITH LEXUS IS ABOUT TO BEGIN.** The Lexus ownership experience is a magnificent journey within itself with our well-earned reputation for unparalleled vehicle quality and dependability. Lexus puts a high priority on the wise use of natural resources as shown in the certification of every vehicle we build. Experience our award-winning customer service, where every dealership goes to great lengths to accommodate you. This journey of Lexus ownership is the reason our owners are some of the most satisfied drivers on the road today. And why so many of them continue to return again and again.

### CUSTOMER SATISFACTION

Your total and complete satisfaction is our highest priority. Which is why you may find our dealerships provide such amenities as offices you can use for business, free pickup and delivery, service loaner vehicles, complimentary car washes, concierge services and even 24-hour emergency Roadside Assistance<sup>14</sup> for your first four years of ownership.

### RESPONSIBLE THINKING

As part of an effort to reduce emissions whenever possible, every Lexus vehicle built since 2004 has been certified as either a Low-Emission Vehicle (LEV), Ultra-Low Emission Vehicle (ULEV or ULEV II) or Super Ultra-Low Emission Vehicle (SULEV).

### VALUE/DEPENDABILITY/QUALITY

Our commitment to build the finest vehicles in the world has not wavered since our inception. Seen in such ways as projected low repair costs and high retained value, our pursuit of perfection has never been stronger.

<sup>14</sup> See page 18 for more information.



## 2006 LEXUS IS Options & Accessories



### OPTION PACKAGES

#### Premium Package (RWD only)

Auburn bird's-eye maple interior trim ■ Perforated leather-trimmed interior ■ Heated and ventilated front seats

#### Luxury Package (RWD only)

Auburn bird's-eye maple interior trim ■ Perforated leather-trimmed interior ■ Power tilt-and-telescopic steering column ■ Lexus Memory System for power driver's seat (except lumbar), outside mirrors and steering wheel ■ Heated and ventilated front seats ■ Illuminated doorsill scuff plates ■ Power rear-window sunshade ■ Rain-sensing intermittent windshield wipers with mist cycle ■ Electrochromic (auto-dimming) outside mirrors with auto tilt-down in reverse ■ Bi-xenon High Intensity Discharge (HID) headlamps ■ Adaptive Front Lighting System (AFS)

#### Luxury Package with 18-in wheels<sup>2</sup> (RWD only)

Auburn bird's-eye maple interior trim ■ Perforated leather-trimmed interior ■ Power tilt-and-telescopic steering column ■ Lexus Memory System for power driver's seat (except lumbar), outside mirrors and steering wheel ■ Heated and ventilated front seats ■ Illuminated doorsill scuff plates ■ Power rear-window sunshade ■ Rain-sensing intermittent windshield wipers with mist cycle ■ Electrochromic (auto-dimming) outside mirrors with auto tilt-down in reverse ■ Bi-xenon High Intensity Discharge (HID) headlamps ■ Adaptive Front Lighting System (AFS) ■ 18 x 8.0-in alloy wheels with 225/40YR18 tires front, 18 x 8.5-in alloy wheels with 255/40YR18 tires rear<sup>2</sup> (RWD only)

#### Luxury Package (AWD only)

Power tilt-and-telescopic steering column ■ Lexus Memory System for power driver's seat (except lumbar), outside mirrors and steering wheel ■ Illuminated doorsill scuff plates ■ Power rear-window sunshade ■ Rain-sensing intermittent windshield wipers with mist cycle ■ Electrochromic (auto-dimming) outside mirrors with auto tilt-down in reverse ■ Bi-xenon High Intensity Discharge (HID) headlamps ■ Adaptive Front Lighting System (AFS)



<sup>2</sup>See page 18 for more information.

## 2006 LEXUS **IS** Options & Accessories (Continued)

### OPTION PACKAGES

#### Sport Package (RWD only)

Perforated leather-trimmed interior ■ Power tilt-and-telescopic steering column ■ Lexus Memory System for power driver's seat (except lumbar), outside mirrors and steering wheel ■ Heated and ventilated front seats ■ Aluminum sport pedals ■ Aluminum doorsill scuff plates ■ Rain-sensing intermittent windshield wipers with mist cycle ■ Electrochromic (auto-dimming) outside mirrors with auto tilt-down in reverse ■ Bi-xenon High Intensity Discharge (HID) headlamps ■ Adaptive Front Lighting System (AFS) ■ Sport-tuned suspension ■ 18 x 8.0-in alloy wheels with 225/40YR18 tires front, 18 x 8.5-in alloy wheels with 255/40YR18 tires rear<sup>2</sup>

#### Navigation System/Mark Levinson® Premium Audio System Package

Lexus voice-activated DVD Navigation System<sup>5</sup> with backup camera<sup>6</sup> and Bluetooth® technology<sup>7</sup> ■ Mark Levinson 14-speaker, 300-watt<sup>8</sup> Premium Surround Sound Audio System<sup>9</sup> with 7.1 architecture and in-dash, single-feed, six-disc CD/DVD auto-changer



### INDIVIDUAL OPTIONS AND ACCESSORIES

Lexus voice-activated DVD Navigation System<sup>5</sup> with backup camera<sup>6</sup> and Bluetooth® technology<sup>7</sup> ■ Intuitive Parking Assist ■ Lexus Pre-Collision System (PCS)<sup>12</sup> and Dynamic Radar Cruise Control<sup>4</sup> (automatic transmission only) ■ 18 x 8.0-in alloy wheels with 225/40YR18 tires front, 18 x 8.5-in alloy wheels with 255/40YR18 tires rear<sup>2</sup> ■ Headlamp washers-require Bi-xenon High-Intensity Discharge (HID) headlamps and Adaptive Front Lighting System (AFS) ■ Rear spoiler (available December 2005) ■ Ground effects kit (available December 2005) ■ Dual sport exhaust by HKS® (available Spring 2006) ■ XM® or SIRIUS® Satellite Radio capability<sup>15</sup> (available Spring 2006) ■ All weather floor mats ■ Trunk mat ■ Cargo net ■ Car cover ■ Moonroof wind deflector (available Spring 2006) ■ G-Spider 18-in alloy wheels<sup>2</sup> (RWD only) ■ ISP Mode 18-in alloy wheels<sup>2</sup> (RWD only) ■ Wheel locks



<sup>2,4,5,6,7,8,9,12,15</sup> See page 18 for more information.



## 2006 LEXUS IS Specifications

### BODY, DIMENSIONS


Type	Five-passenger luxury sports sedan
Construction	Welded-steel unibody
Overall Length	180.1 in (4,574 mm)
Width	70.9 in (1,800 mm)
Height	56.1 in (1,425 mm) (RWD) 56.7 in (1,440 mm) (IS 250 AWD)
Wheelbase	107.5 in (2,730 mm)
Ground Clearance	5.7 in (145 mm)
Curb Weight	3,527 lb (1,599 kg) (IS 350) 3,435 lb (1,558 kg) (IS 250 RWD A/T) 3,455 lb (1,567 kg) (IS 250 RWD M/T) 3,651 lb (1,656 kg) (IS 250 AWD)
Fuel-Tank Capacity	17.1 gallons (64 L)
Trunk Capacity	13.0 cubic feet (368 L)
Headroom	37.2/36.7 in (944/932 mm)
Legroom	43.9/30.6 in (1,115/777 mm) (front/rear)
Shoulder Room	54.4/52.7 in (1,381/1,338 mm) (front/rear)

### IS 350 ENGINE

Type	60° V6, aluminum block and heads, certified Ultra-Low Emission Vehicle (ULEV II)
Displacement	3.5 liters (210 cubic inches)
Valvetrain	Four cam, four valves per cylinder, with continuously Variable Valve Timing with intelligence (VVT-i) on intake and exhaust valves
Injection Method	Direct and Port Injection
Compression Ratio	11.8:1
Horsepower at RPM	306 hp @ 6,400 <sup>1</sup>
Torque at RPM	277 lb-ft @ 4,800 <sup>1</sup>

### IS 250 ENGINE

Type	60° V6, aluminum block and heads, certified Ultra-Low Emission Vehicle (ULEV II)
Displacement	2.5 liters (152 cubic inches)
Valvetrain	Four cam, four valves per cylinder, with continuously Variable Valve Timing with intelligence (VVT-i) on intake and exhaust valves
Injection Method	Direct Injection
Compression Ratio	12.0:1
Horsepower at RPM	204 hp @ 6,400 <sup>1</sup>
Torque at RPM	185 lb-ft @ 4,800 <sup>1</sup>



<sup>1</sup> See page 18 for more information.  
Vehicle shown with available equipment.

## 2006 LEXUS IS Specifications (Continued)

### IS 350 PERFORMANCE

0-60 MPH Acceleration	5.6 seconds <sup>1/6</sup>
1/4 Mile Acceleration	14.2 seconds <sup>1/6,17</sup>
Top Track Speed	142 mph (electronically limited) <sup>1/6</sup>
Fuel Consumption (estimated)	21/28 mpg* (city/highway)
Aerodynamic Drag Coefficient	0.28
Turning Circle	33.5 ft

### IS 250 PERFORMANCE

0-60 MPH Acceleration	7.9 seconds (RWD) <sup>1/6,17</sup> , 8.3 seconds (AWD) <sup>1/6,17</sup>
1/4 Mile Acceleration	16.0 seconds (RWD) <sup>1/6,17</sup> , 16.0 seconds (AWD) <sup>1/6,17</sup>
Top Track Speed	140 mph (RWD A/T) <sup>1/6</sup> , 142 mph (RWD M/T) <sup>1/6</sup> , 130 mph (AWD) <sup>1/6</sup>
Fuel Consumption (estimated)	24/32 mpg* (city/highway) (RWD A/T) 20/29 mpg* (city/highway) (RWD M/T) 22/28 mpg* (city/highway) (AWD)
Aerodynamic Drag Coefficient	0.28
Turning Circle	33.5 ft

### LUXURY

Metallic-finish interior trim (RWD) • Leather-trimmed seats and moonroof • Leather-trimmed steering wheel and shift knob • Steering-wheel-mounted cruise control, audio and display controls • Tilt-and-telescopic steering column • Lexus 13-speaker 194-watt<sup>10</sup> Premium Sound System with Automatic Sound Levelizer (ASL) and in-dash, single-feed, six-disc CD auto-changer • MP3 audio input plug • In-glass antenna with FM-diversity system • 10-way (including lumbar) driver's and front passenger's power seats • Height-adjustable headrests for all seats, including rear-center • Dual-zone automatic climate control with interior air filter and automatic recirculation mode (IS 250 includes smog sensor) • Power windows with one-touch auto open/close feature • Remote-linked window and moonroof opening • Retained accessory power for windows and moonroof • Electrochromic (auto-dimming) inside rearview mirror • Power door locks • SmartAccess with push-button start • Center console with sliding armrest, storage bin and accessory outlet • Foldable front-door storage pockets • HomeLink® universal transceiver to operate compatible garage, gate, home lighting and home security systems • Illuminated entry system • Electroluminescent instrumentation with startup sequence • Interior electronic trunk-lid and fuel-filler door releases • Lexus Personalized Settings (LPS)<sup>13</sup> to personalize electronic functions • Automatic on/off projector-beam headlamps with 30-second delay • Trunk pass-through • Carpeted floor mats

### SAFETY AND SECURITY

Driver's and front passenger's advanced airbag system (SRS) with front passenger's twin-chamber airbag<sup>13</sup> • Front seat-mounted side airbags (SRS)<sup>13</sup> • Front and rear side curtain airbags (SRS)<sup>13</sup> • Driver's and front passenger's knee airbags<sup>13</sup> • Three-point seatbelts for all seating positions, pre-tensioners with force limiters for front and outboard rear seats • Automatic Locking Retractor/Emergency Locking Retractor (ALR/ELR) seatbelts for all passenger seating positions • Emergency Locking Retractor (ELR) only for driver's seat • Height-adjustable front shoulder belt anchors • Child Restraint Seat (CRS) tether anchor brackets for rear outboard seating positions • Four-wheel power-assisted disc brakes • Four-sensor, four-channel Anti-lock Braking System (ABS) • Vehicle Dynamics Integrated Management (VDIM)<sup>3</sup> (IS 350 only) • Vehicle Stability Control (VSC)<sup>3</sup> • Traction Control (TRAC) • Brake Assist<sup>19</sup> • Electronic Brakeforce Distribution (EBD) • Lexus four-sensor Tire Pressure Monitor System<sup>20</sup> • Highly rigid body structure with front and rear crumple zones • Side-impact door beams • Reinforcements in pillars • Impact-dissipating upper interior trim • Collapsible steering column • Daytime running lights • Integrated foglamps • Water-repellant front-door glass • Variable intermittent windshield wipers with mist cycle • Rear-window defogger with auto-off timer • Power-adjustable outside mirrors with puddle lamps • Vehicle theft-deterrent and engine immobilizer system

### CHASSIS

Vehicle Stability Control (VSC) <sup>3</sup>	Electronic system that monitors and helps control loss of traction in a turn using yaw-rate, deceleration, vehicle-speed and steering-wheel-angle sensors. Modulates engine power and applies individual brakes as necessary. Integrates Anti-lock Braking System (ABS), Brake Assist <sup>19</sup> and Traction Control (TRAC).
Vehicle Dynamics Integrated Management (VDIM) <sup>3</sup>	Advanced stability and traction management system designed to proactively but seamlessly integrate separate vehicle functions to help enhance driver control and vehicle performance under a variety of adverse conditions. VDIM <sup>3</sup> manages the integration of Electronically Controlled Braking (ECB), Electronic Power Steering (EPS), Variable Gear-Ratio Steering (VGRS), Vehicle Stability Control (VSC), <sup>3</sup> Traction Control (TRAC), Anti-lock Braking System (ABS), Electronic Brakeforce Distribution (EBD) and Brake Assist. <sup>19</sup> (IS 350 only)
Suspension	Front: Independent, double-wishbone with coil springs, gas-pressurized shock absorbers and hollow stabilizer bar Rear: Independent, multi-link with coil springs, inverted monotube gas-pressurized shock absorbers and stabilizer bar
Steering	Electronic vehicle-speed-sensing, progressive power-assisted rack-and-pinion. 2.9 turns lock to lock.
Brakes	Four-wheel power-assisted discs, with four-sensor, four-channel Anti-lock Braking System (ABS), Electronic Brakeforce Distribution (EBD) and Brake Assist <sup>19</sup> Four-piston front calipers. 13.1-in front, <sup>11</sup> 12.2-in rear ventilated discs. (IS 350) 11.6-in front, <sup>11</sup> 11.4-in solid rear discs (IS 250)
Wheels and Tires	17 x 8.0-in alloy wheels with 225/45VR17 all-season tires front, 245/45VR17 all-season tires rear. <sup>2</sup> (IS 350 and IS 250 RWD) 17 x 8.0-in alloy wheels with 225/45VR17 all-season tires. <sup>2</sup> (IS 250 AWD) Optional Wheels and tires: 18 x 8.0-in alloy wheels with 225/40YR18 tires front, 18 x 8.5-in alloy wheels with 255/40YR18 tires rear. <sup>2</sup> (IS 350 and IS 250 RWD)

### DRIVETRAIN

Transmission	Six-speed paddle-shift sequential automatic Electronically Controlled Transmission with intelligence (IS 350, IS 250 RWD A/T and IS 250 AWD) Six-speed manual transmission (IS 250 RWD M/T)
Drive Wheels	Rear, with standard Vehicle Dynamics Integrated Management (VDIM) <sup>3</sup> (IS 350) Rear, with standard Vehicle Stability Control (VSC) <sup>3</sup> (IS 250 RWD) Full-time all-wheel drive (AWD), with standard Vehicle Stability Control (VSC) <sup>3</sup> (IS 250 AWD)
Final Drive Ratio	4.08:1 (IS 350) 3.90:1 (IS 250 RWD A/T) 3.72:1 (IS 250 RWD M/T) 4.10:1 (IS 250 AWD)

<sup>1,2,3,10,11,13,16,17,18,19,20</sup> See page 18 for more information.


\*EPA-estimated ratings: 24 city/32 highway (IS 250 RWD A/T), 20 city/29 highway (IS 250 RWD M/T), 22 city/28 highway (IS 250 AWD), 21 city/28 highway (IS 350).

Actual mileage may vary.





## 2006 LEXUS IS Colors



**TUNGSTEN PEARL**  
Sterling or Black Leather



**GLACIER FROST MICA**  
Cashmere, Sterling or Black Leather



**BREAKWATER BLUE METALLIC**  
Cashmere, Sterling or Black Leather



**BLUE ONYX PEARL**  
Cashmere, Sterling or Black Leather



**BLACK ONYX**  
Cashmere, Sterling or Black Leather




**MATADOR RED MICA**  
Cashmere, Sterling or Black Leather



**MYSTIC GOLD METALLIC**  
Cashmere Leather



**DESERT SAGE METALLIC**  
Cashmere or Black Leather



**CRYSTAL WHITE**  
Cashmere, Sterling or Black Leather




**SMOKY GRANITE MICA**  
Cashmere, Sterling or Black Leather

### INTERIOR COLORS




Cashmere Leather




Sterling Leather




Black Leather



Cashmere Leather with  
Perforated Inserts




Ash Leather with  
Perforated Inserts



Black Leather with  
Perforated Inserts

### INTERIOR TRIM



**METALLIC FINISH ACCENT**



**AUBURN BIRD'S-EYE MAPLE**

Note: Leather-trimmed interior is standard on RWD models. Perforated leather-trimmed interior is available on RWD models (standard on AWD model). Metallic finish interior trim is standard on RWD models. Auburn bird's-eye maple interior trim is available on RWD models (standard on AWD model). See your Lexus dealer for exact vehicle colors.

## 2006 LEXUS **IS** Warranty

### WARRANTY

Four-year/50,000-mile Lexus Limited Warranty. Six-year/70,000-mile Powertrain Warranty. Six-year/unlimited-mileage Corrosion Perforation Warranty. All warranties with zero deductible. See the *IS Owner's Manual Supplement* at your Lexus dealer for details.

### FOOTNOTES & DISCLAIMERS

**1.** Ratings achieved using the required premium unleaded gasoline with an octane rating of 91 or higher. If premium fuel is not used, performance will decrease. **2.** Tires fitted with 17- or 18-in wheels are expected to experience greater tire wear than conventional tires. Tire life may be substantially less than 20,000 miles (17-in) or 15,000 miles (18-in), depending on driving conditions. **3.** Vehicle Stability Control (VSC) and Vehicle Dynamics Integrated Management (VDIM) are electronic systems designed to help the driver maintain vehicle control under adverse conditions. They are not substitutes for safe driving practices. Factors including speed, road conditions and driver steering input can all affect whether VSC and VDIM will be effective in preventing a loss of control. Please see your *Owner's Manual* for further details. **4.** Dynamic Radar Cruise Control is designed to assist the driver and is not a substitute for safe and attentive driving practices. Please see your *Owner's Manual* for important cautions and instructions. **5.** The Lexus DVD Navigation System is designed to assist in locating an address or point of interest. Discrepancies may be encountered between the system and your actual location. Changes in street names, road closures, traffic flow or other road system changes may affect the accuracy of the mapping software. Rely upon your common sense to decide whether or not to follow a specified route. Detailed coverage not available in every city. Optional periodic geographic updates available at an additional cost. See your *Navigation System Owner's Manual* and your Lexus dealer for details. **6.** The backup camera, available only with the navigation system, does not provide a comprehensive view of the entire rear area of the vehicle. You should also look around outside your vehicle and use your mirrors to confirm rearward clearance. Cold weather will limit effectiveness and view may become cloudy. **7.** While there are several Bluetooth® phones in the market, Lexus recommends the phones listed on its Web site because they have been tested and meet Lexus' standards for voice quality and functionality. Note that the recommendation of Lexus is not a warranty of the performance for any phone and that some problems may occur with any type of handset based on the service coverage available in your area. **8.** Continuous average power, all channels driven, at 0.1% THD; 20-20,000 Hz. **9.** Mark Levinson is a registered trademark of Harman International Industries, Incorporated. **10.** 194 watts at 0.1% THD. **11.** High-friction brakes are standard equipment for the front brakes only and require periodic inspection and measurement as outlined in the *Owner's Manual Supplement*. The pads and rotors are expected to experience greater wear than conventional brakes. Pad life may be less than 20,000 miles, and brake rotor life may be less than 50,000 miles, depending on driving conditions. **12.** The Lexus Pre-Collision System is designed to help reduce the crash speed and damage in certain frontal collisions only. It is not a collision avoidance system and is not a substitute for safe and attentive driving. System effectiveness depends on many factors, such as speed, driver input and road conditions. Please see your *Owner's Manual* for further information. **13.** The Lexus driver's and front passenger's airbags, front seat-mounted side airbags, driver's and front passenger's knee airbags and side curtain airbags are Supplemental Restraint Systems (SRS). The driver's and front passenger's airbags and driver's and front passenger's knee airbags are designed to deploy in severe (usually frontal) collisions where the magnitude and duration of the forward deceleration of the vehicle exceed the design threshold level. The side airbags and side curtain airbags are designed to deploy in certain types of severe side-impact collisions. In all other accidents, the airbags will not deploy. To decrease the risk of injury from a deploying airbag, always wear your seatbelt, sit upright in the middle of the seat, and do not lean against the door. Do not put objects in front of an airbag or around the seatback. Do not use a rearward-facing child seat in any front passenger seat. The force of a deploying airbag SRS may cause serious injury or death. Please see your *Owner's Manual* for further instructions. Vehicle complies with "advanced airbag" requirements of FMVSS 208. **14.** Coverage only available in the continental U.S. and Canada. Please see your Lexus dealer for details on our Roadside Assistance program. **15.** Satellite Radio requires XM® or SIRIUS® compatibility, receiver and monthly service fee. See your Lexus dealer for further details. Reception of the satellite signal may vary depending on location. All fees and programming subject to change. Subscriptions subject to the terms and conditions available at [www.xmradio.com](http://www.xmradio.com) or [www.sirius.com](http://www.sirius.com). Available only in the 48 contiguous United States. **16.** These performance capacity figures are for comparison only, and were obtained with prototype vehicles by professional drivers using special safety equipment and procedures. Do not attempt. **17.** Preliminary manufacturer's estimates. **18.** The Lexus Personalized Settings (LPS) Program is a one-time, complimentary offer for new 2005 model year vehicles and newer purchased or leased from 10/1/04 and beyond, as well as 2006 model year vehicles, up to 12 months from the date the vehicle is sold to the first retail purchaser or the date it is first used as a demonstrator, lease or company car, whichever occurs first. Please see your Lexus dealer for more information. **19.** Brake Assist is designed to help the driver take full advantage of the benefits of ABS. It is not a substitute for safe driving practices. Braking effectiveness also depends on proper brake-system maintenance and tire and road conditions. **20.** The Lexus Tire Pressure Monitor System alerts the driver when tire pressure is critically low. For optimal tire wear and performance, tire pressure should be checked regularly with a gauge; do not rely solely on the monitor system. See your *Owner's Manual* for details. **For more information, call 800-USA-LEXUS (872-5398). To learn more about your financing options, contact your Lexus dealer or call Lexus Financial Services at 800-874-7050.**

All photographs appearing in this e-brochure are the copyrighted property of the photographers contracted by or on behalf of Lexus and may not be reproduced in any way whatsoever without prior written permission from both Lexus and the applicable photographer(s) or their authorized agent(s).

## 2006 LEXUS IS

### Northtown Lexus

ADDRESS: 3930 Sheridan Drive  
Amherst, NY 14226

PH: (716) 614-0500

FAX: (716) 614-3813

URL: [www.lexusdealer.com/northtown](http://www.lexusdealer.com/northtown)

EMAIL: [sales@northtownauto.com](mailto:sales@northtownauto.com)

### HOURS:

Mon-Thu 9:00 a.m. - 9:00 p.m., Fri 9:00 a.m. -

6:00 p.m., Sat 9:00 a.m. - 5:00 p.m., Sun Closed

