

BMW 2004 3 Series  
Sedan

325i  
325xi  
330i  
330xi



The Ultimate  
Driving Machine®





Desire at first sight.





The beauty hints at the performance.





Free your sense of enjoyment.





It's all within your reach.



## Equipment



A **four-spoke leather-wrapped multi-function steering wheel** lets you keep both hands on the wheel while adjusting audio settings, available cruise control, and the accessory phone. (optional on-board navigation system shown)



A **six-speed manual transmission** in the 330i/xi delivers a precise, athletic feel that's responsive to your personal driving style. (five-speed manual transmission standard in 325i, 325xi)

**Sequential Manual Gearbox (SMG)** enables sporty, rapid gear changes through all six gears via the steering wheel paddles or selector lever, without the use of a clutch. Select Dynamic Driving Control (Sport button) for faster engine response and even more spontaneous driving enjoyment. (Sport Package required; not available with 330i Performance Package, 325xi or 330xi. Availability date TBD; Optional)



The **Harman Kardon audio system** features 12 upgraded speakers, upgraded amplification, and vehicle-speed-sensitive equalization. (Optional on 325i/xi and Standard on 330i/xi)



**Power glass moonroof** tilts up at a touch to let in as much fresh air and sky as you like, while a wind deflector helps keep the wind out. Includes a sliding interior sunshade. (also included in Premium Package; Optional)



**Adaptive Brake Lights** increase vehicle visibility and signal the intensity of your braking action.





**17 x 7.0 Star Spoke (Styling 137) alloy wheels and 205/50R-17 all-season tires** on the 330i and 330xi Sedans provide reassuring performance in dry and wet weather. (incl. in 325xi Sport Package)



**16 x 7.0 Star Spoke (Styling 45) alloy wheels and 205/55R-16 all-season tires** work with Dynamic Stability Control to help maximize 325i and all-wheel drive 325xi traction.



**17 x 8.0 Star Spoke (Styling 119) alloy wheels and 225/45R-17 performance tires<sup>1</sup>** make the most of the sport suspension. (incl. with Optional 325i Sport Package)

<sup>1</sup>Due to low-profile tires, please note: wheels, tires and suspension parts are more susceptible to road hazard and consequential damages.



**17 x 7.0 Double Spoke (Styling 98) alloy wheels and 205/50R-17 run-flat all-season tires** can operate even when punctured, for a distance of up to 100 miles. Comes with Flat Tire Warning; space-saver spare replaces full-use spare and wheel. (Optional on 330i and included in Optional 330xi Sport Package. Not available 330i Sport Package.)



**M Double Spoke (Styling 68M) alloy wheels and performance tires<sup>1</sup>** complement the sport suspension to deliver breathtaking roadholding capabilities. In front: 17 x 7.5 wheels and 225/45R-17 tires; at the rear: 17 x 8.5 wheels and 245/40R-17 tires. (incl. with Optional 330i Sport Package)

<sup>1</sup>Due to low-profile tires, please note: wheels, tires and suspension parts are more susceptible to road hazard and consequential damages.



**BMW light-alloy wheels (Styling 135M) double-spoke styling 135M with mixed tyres**, 8 J x 18-inch, 225/40 R 18 tyres at front, 8.5 J x 18-inch, 255/35 R 18 tyres at rear (incl. with Optional 330i Performance Package)

## Standard Equipment | Optional Equipment

| Performance and efficiency   | 325i | 325xi | 330i             | 330xi |
|--|------|-------|------------------|-------|
| 2.5-liter dual overhead cam (DOHC), 24-valve inline 6-cylinder 184-horsepower engine   | ●    | ●     |                  |       |
| 3.0-liter dual overhead cam (DOHC), 24-valve inline 6-cylinder 225 <sup>1</sup> -horsepower engine   |      |       | ●                | ●     |
| Electronic throttle control  | ●    | ●     | ●                | ●     |
| Double-VANOS steplessly variable valve timing  | ●    | ●     | ●                | ●     |
| Dual resonance intake system   | ●    | ●     | ●                | ●     |
| 5-speed manual transmission  | ●    | ●     |                  |       |
| 6-speed manual transmission  |      |       | ●                | ●     |
| 5-speed STEPTRONIC automatic transmission with Adaptive Transmission Control   | ○    | ○     | ○ <sup>2</sup>   | ○     |
| 6-speed Sequential Manual Gearbox (SMG) with Automated, Manual and Sport programs and Dynamic Driving Control (Sport button) <sup>3</sup>  | ○    |       | ○ <sup>4</sup>   |       |
| <b>Handling, ride and braking</b>  |      |       |                  |       |
| Dynamic Stability Control (DSC), with All Season Traction  | ●    | ●     | ●                | ●     |
| All-wheel drive including DSC-X  |      | ●     |                  | ●     |
| Hill Descent Control (HDC)   |      | ●     |                  | ●     |
| Strut-type front suspension with forged-aluminum lower arms  | ●    | ●     | ●                | ●     |
| Multi-link rear suspension with cast-aluminum upper transverse arms  | ●    | ●     | ●                | ●     |
| Sport suspension   | □    |       | ●/■ <sup>5</sup> |       |
| Front and rear anti-roll (stabilizer) bars   | ●    | ●     | ●                | ●     |
| Twin-tube gas-pressure shock absorbers   | ●    | ●     | ●                | ●     |
| Engine-speed-sensitive, variable-assist power steering   | ●    | ●     | ●                | ●     |
| 4-wheel ventilated anti-lock disc brakes with Dynamic Brake Control  | ●    | ●     | ●                | ●     |
| <b>Exterior</b>  |      |       |                  |       |
| 16 x 7.0 Star Spoke (Styling 45) cast alloy wheels, 205/55R-16 all-season tires  | ●    | ●     |                  |       |
| 17 x 8.0 Star Spoke (Styling 119) cast alloy wheels, 225/45R-17 performance tires <sup>6</sup>   | □    |       |                  |       |
| 17 x 7.0 Star Spoke (Styling 137) cast alloy wheels, 205/50R-17 all-season tires   |      | □     | ●                | ●     |
| 17 x 7.0 Double Spoke (Styling 98) cast alloy wheels, 205/50R-17 run-flat all-season tires <sup>7</sup> and Flat Tire Warning (not available with 330i Sport Package or Performance Package) |      |       | ○                | ○/□   |
| M Double Spoke (Styling 68M) cast alloy wheels, 17 x 7.5 front, 17 x 8.5 rear; 225/45R-17 front, 245/40R-17 rear performance tires <sup>6</sup>  |      |       | □                |       |
| Double Spoke (Styling 135M) cast alloy wheels, 18 x 8.0 front, 18 x 8.5 rear; 225/40R-18 front, 255/35R-18 rear performance tires <sup>6,7</sup>   |      |       | ■                |       |
| Full-use spare alloy wheel and tire <sup>8</sup>   | ●    | ●     | ●                | ●     |
| Chrome <sup>9</sup> and body-color detail trim   |      |       | ●                | ●     |
| Aerodynamic package <sup>10</sup>  |      |       | □/■              | □     |
| Matte stainless steel, 35mm dual exhaust pipes   |      |       | ■                |       |
| High-gloss shadowline trim   |      |       | ■                |       |
| Xenon headlights with auto-leveling  | ○    | ○     | ○                | ○     |
| Automatic headlight control  | ◇    | ◇     | ◇                | ◇     |
| Halogen free-form foglights  | ●    | ●     | ●                | ●     |
| Retractable, high-intensity headlight washers  | ★    | ★     | ★                | ★     |
| Heated exterior power mirrors and windshield washer jets   | ●    | ●     | ●                | ●     |
| Metallic paint   | ○    | ○     | ○                | ○     |

● = Standard

○ = Optional

◇ = Included in optional Premium Package

□ = Included in optional Sport Package

■ = Included in optional 330i Performance Package

★ = Included in optional Cold Weather Package

1 330i with Performance Package: 235 horsepower.

2 Automatic transmission also an available option in 330i with Performance Package.

3 Requires Sport Package. Availability date TBD.

4 Not available with 330i Performance Package.

5 Sport suspension is tuned more aggressively on 330i with Performance Package.

6 Due to low-profile tires, please note: wheels, tires and suspension parts are more susceptible to road hazard and consequential damages.

7 Space-saver spare replaces full-use spare and wheel.

8 Not available with 17" Double Spoke (98) alloy wheels and run-flat all-season tires, or 18" Double Spoke (135M) alloy wheels and performance tires (replaced with a space-saver spare).

9 Not available with 330i Performance Package.

10 Aerodynamic package for the 330i/xi Sport Package is a different design than the one for the 330i Performance Package.



| Interior seating and trim  | 325i                             | 325xi                            | 330i            | 330xi |
|--|----------------------------------|----------------------------------|-----------------|-------|
| 8-way adjustable front seats (includes 2-way headrests)  | ●                                | ●                                |                 |       |
| 8-way power front seats with 2-way manual headrests; 3-driver memory for exterior mirror and seat positions; automatic tilt-down of passenger's side-view mirror when vehicle is shifted into reverse gear                         | ○/◇                              | ○/◇                              | ●               | ●     |
| 12-way adjustable front sport seats (includes 2-way headrests and thigh support)   | □                                | □                                |                 |       |
| 8-way power front sport seats with 2-way manual headrests and thigh support; 3-driver memory for exterior mirror and seat positions; automatic tilt-down of passenger's side-view mirror when vehicle is shifted into reverse gear | ○ <sup>11</sup> /◇ <sup>11</sup> | ○ <sup>11</sup> /◇ <sup>11</sup> | □/■             | □     |
| 4-way power lumbar support for front seats   |                                  |                                  | ◇               | ◇     |
| Leatherette upholstery   | ●                                | ●                                | ● <sup>9</sup>  | ●     |
| Montana leather upholstery   | ○                                | ○                                | ○/◇             | ○/◇   |
| Alcantara/cloth upholstery   |                                  |                                  | ■               |       |
| Anthracite interior headliner  |                                  |                                  | ■               |       |
| 3-stage heated front seats   | ○/★                              | ○/★                              | ○/★             | ○/★   |
| 4-spoke leather-wrapped multi-function steering wheel with fingertip cruise, audio and accessory phone <sup>12</sup> controls  | ●                                | ●                                | ●               | ●     |
| 3-spoke leather-wrapped multi-function sport steering wheel with fingertip cruise, audio and accessory phone <sup>12</sup> controls  | □                                | □                                | □               | □     |
| M 3-spoke Alcantara-wrapped multi-function sport steering wheel with fingertip cruise, audio and accessory phone <sup>12</sup> controls  |                                  |                                  | ■               |       |
| Front-seat center armrest with storage compartment   | ●                                | ●                                | ●               | ●     |
| Front seatback storage nets  | ●                                | ●                                | ●               | ●     |
| Center rear seat with headrest   | ●                                | ●                                | ●               | ●     |
| Split fold-down rear seats with center armrest (includes ski bag)  | ○/★                              | ○/★                              | ○/★             | ○/★   |
| Titanium-finish trim   | ●                                | ●                                | ●               | ●     |
| Myrtle wood trim   | ◇                                | ◇                                | ◇               | ◇     |
| Aluminum Brushed Columns trim <sup>9,13</sup>  | ○                                | ○                                | ○               | ○     |
| Aluminum "black cube" interior trim  |                                  |                                  | ■               |       |
| Aluminum "silver cube" interior trim   |                                  |                                  | ○ <sup>14</sup> |       |
| <b>Comfort and convenience</b>   |                                  |                                  |                 |       |
| Vehicle & Key Memory   | ●                                | ●                                | ●               | ●     |
| Remote entry, including 2-step unlocking and remote trunk release  | ●                                | ●                                | ●               | ●     |
| Automatic climate control with micro-filter and air recirculation  | ●                                | ●                                | ●               | ●     |
| 2-way power glass moonroof with "one-touch" operation, sliding interior sunshade, and wind deflector   | ○/◇                              | ○/◇                              | ○/◇             | ○/◇   |
| Tilt/telescopic steering wheel column  | ●                                | ●                                | ●               | ●     |
| Park Distance Control (PDC), rear  | ○                                | ○                                | ○               | ○     |
| Automatic-dimming inside rear-view mirror  | ◇                                | ◇                                | ◇               | ◇     |
| Power front and rear windows with "one-touch" up/down operation  | ●                                | ●                                | ●               | ●     |
| Cruise control   | ●                                | ●                                | ●               | ●     |
| Front/rear map-reading, footwell and visor mirror lights   | ●                                | ●                                | ●               | ●     |
| Locking glovebox with rechargeable take-out flashlight   | ●                                | ●                                | ●               | ●     |
| Electric interior trunk release  | ●                                | ●                                | ●               | ●     |
| Fully finished trunk with reversible mat and drop-down tool kit  | ●                                | ●                                | ●               | ●     |
| Rain-sensing windshield wipers   | ●                                | ●                                | ●               | ●     |
| BMW Ambiance Lighting  | ●                                | ●                                | ●               | ●     |
| Pre-wiring for cellular phone, alarm and garage-door opener  | ●                                | ●                                | ●               | ●     |

11 Sport Package required.

12 If so equipped.

13 Optional; must be ordered with Premium Package.

14 Requires 330i Performance Package.

All vehicle specifications contained in this document are based on the latest product information available at the time of printing. BMW reserves the right to make changes, without notice, in colors, materials, equipment, specifications and models. Further information can be obtained from your authorized BMW center or [bmwusa.com](http://bmwusa.com).

Standard Equipment | Optional Equipment

|   | 325i            | 325xi           | 330i | 330xi |
|---|-----------------|-----------------|------|-------|
| <b>Audio system</b>   |                 |                 |      |       |
| Anti-theft AM/FM stereo/CD audio system with 10 speakers, Radio Data System (RDS), Store, and 3-channel FM diversity antenna system   | ●               | ●               |      |       |
| Harman Kardon AM/FM stereo/CD audio system with 12 upgraded speakers (including 2 subwoofers), upgraded amplification, and vehicle-speed-sensitive equalization                                   | ○               | ○               | ●    | ●     |
| Pre-wired for 6-disc CD changer and auxiliary input   | ●               | ●               | ●    | ●     |
| <b>Instrumentation and controls</b>   |                 |                 |      |       |
| Service Interval Indicator with miles-to-service readout  | ●               | ●               | ●    | ●     |
| Check Control vehicle monitor system with pictogram display   | ●               | ●               | ●    | ●     |
| 4-function on-board computer  | ○/◇             | ○/◇             | ●    | ●     |
| On-board navigation system with 16:9 screen and high-function on-board computer   | ○ <sup>15</sup> | ○ <sup>15</sup> | ○    | ○     |
| Titanium-finish instrument rings  |                 |                 | ●    | ●     |
| Tachometer with 300 rpm-higher redline and red needle   |                 |                 | ■    |       |
| Short, sport gearshift lever  |                 |                 | ■    |       |
| <b>Safety and security</b>  |                 |                 |      |       |
| Anti-lock braking system (ABS)  | ●               | ●               | ●    | ●     |
| Adaptive Brake Lights   | ●               | ●               | ●    | ●     |
| Head Protection System (HPS)  | ●               | ●               | ●    | ●     |
| Driver's and passenger's front airbag supplemental restraint system (SRS) with "smart" dual-threshold, dual-stage deployment and sensor to help prevent unnecessary passenger's airbag deployment | ●               | ●               | ●    | ●     |
| Front-door-mounted side-impact airbags  | ●               | ●               | ●    | ●     |
| Rear-door-mounted side-impact airbags   | ○               | ○               | ○    | ○     |
| Height-adjustable front safety belts with automatic pretensioners and force limiters  | ●               | ●               | ●    | ●     |
| Automatic-locking retractors (ALR) on all passenger safety belts (for installation of child restraint seats)  | ●               | ●               | ●    | ●     |
| Interlocking door anchoring system to help protect against door intrusion in side impacts   | ●               | ●               | ●    | ●     |
| Battery Safety Terminal   | ●               | ●               | ●    | ●     |
| Automatic fuel cut-off, triggered by airbag deployment  | ●               | ●               | ●    | ●     |
| Central locking system with center console switch (leaves gas filler door unlocked), double-lock feature and 2-step unlocking   | ●               | ●               | ●    | ●     |
| Coded Driveaway Protection  | ●               | ●               | ●    | ●     |
| Crash sensor that automatically turns on hazard lights and interior lights, and unlocks doors   | ●               | ●               | ●    | ●     |
| Daytime running lights (via Vehicle Memory system – programmed at BMW center)   | ●               | ●               | ●    | ●     |
| <b>BMW Maintenance Program</b>  |                 |                 |      |       |
| BMW Full Maintenance <sup>16</sup>  | ●               | ●               | ●    | ●     |
| <b>Cold Weather Package</b>   |                 |                 |      |       |
| Split fold-down rear seats with center armrest  | ★               | ★               | ★    | ★     |
| 3-stage heated front seats  | ★               | ★               | ★    | ★     |
| Retractable, high-intensity headlight washers   | ★               | ★               | ★    | ★     |
| Ski bag   | ★               | ★               | ★    | ★     |

- = Standard
- = Optional
- ◇ = Included in optional Premium Package
- /◇ = Included in optional Sport Package
- = Included in optional 330i Performance Package
- ★ = Included in optional Cold Weather Package

<sup>15</sup> Requires on-board computer or Premium Package.

<sup>16</sup> Full Maintenance Program covers all factory-recommended maintenance, as determined by the Service Interval Indicator for 4 years or 50,000 miles, whichever comes first. Full Maintenance Program includes items that need replacement due to normal wear and tear, provided wear and tear exceeds BMW specifications. This includes items such as brake pads, brake rotors and wiper blades that are not covered by the original New Vehicle Limited Warranty. Any adjustments required due to normal operating conditions are also included. For exclusions and limitations, refer to the Service and Warranty Information booklet that came with your new BMW, or see your authorized BMW center for details.



| Premium Packages <sup>17</sup>   | 325i                             | 325xi                            | 330i            | 330xi |
|--|----------------------------------|----------------------------------|-----------------|-------|
| 8-way power front seats with 2-way manual headrests; 3-driver memory for exterior mirror and seat positions; automatic tilt-down of passenger's side-view mirror when vehicle is shifted into reverse gear   | ◇                                | ◇                                | ●               | ●     |
| 4-function on-board computer   | ◇                                | ◇                                | ●               | ●     |
| Automatic-dimming inside rear-view mirror  | ◇                                | ◇                                | ◇               | ◇     |
| 2-way power glass moonroof with "one-touch" operation, sliding interior sunshade, and wind deflector   | ◇                                | ◇                                | ◇               | ◇     |
| Myrtle wood trim   | ◇                                | ◇                                | ◇               | ◇     |
| Montana leather upholstery   |                                  |                                  | ◇               | ◇     |
| 4-way power lumbar support for front seats   |                                  |                                  | ◇               | ◇     |
| Aluminum Brushed Columns trim <sup>17, 18</sup>  | ○                                | ○                                | ○               | ○     |
| <b>Sport Packages<sup>17</sup></b>   |                                  |                                  |                 |       |
| 3-spoke leather-wrapped multi-function sport steering wheel with fingertip cruise, audio and accessory phone <sup>19</sup> controls  | □                                | □                                | □               | □     |
| 12-way adjustable front sport seats (includes 2-way headrests and thigh support)   | □                                | □                                |                 |       |
| 8-way power front sport seats with 2-way manual headrests and thigh support; 3-driver memory for exterior mirror and seat positions; automatic tilt-down of passenger's side-view mirror when vehicle is shifted into reverse gear                       | ○ <sup>20</sup> /◇ <sup>20</sup> | ○ <sup>20</sup> /◇ <sup>20</sup> | □               | □     |
| Sport suspension calibration   | □                                |                                  | ●               |       |
| 17 x 8.0 Star Spoke (Styling 119) alloy wheels, 225/45R-17 performance tires <sup>21</sup>   | □                                |                                  |                 |       |
| 17 x 7.0 Star Spoke (Styling 137) alloy wheels, 205/50R-17 all-season tires  |                                  | □                                | ●               | ●     |
| M Double Spoke (Styling 68M) alloy wheels, 17 x 7.5 front, 17 x 8.5 rear; and 225/45R-17 front, 245/40R-17 rear performance tires <sup>21</sup>  |                                  |                                  | □               |       |
| 17 x 7.0 Double Spoke (Styling 98) alloy wheels, 205/50R-17 run-flat all-season tires <sup>22</sup> and Flat Tire Warning  |                                  |                                  |                 | □     |
| Aerodynamic package <sup>23</sup>  |                                  |                                  | □               | □     |
| 6-speed Sequential Manual Gearbox (SMG) with Automated, Manual and Sport programs and Dynamic Driving Control (Sport button) <sup>24</sup>   | ○                                |                                  | ○               |       |
| <b>Performance Package</b>   |                                  |                                  |                 |       |
| 235-hp engine with 6-speed manual transmission   |                                  |                                  | ■               |       |
| 5-speed STEPTRONIC automatic transmission with Adaptive Transmission Control   |                                  |                                  | ○ <sup>25</sup> |       |
| More aggressively tuned sport suspension   |                                  |                                  | ■               |       |
| M 3-spoke Alcantara-wrapped multi-function sport steering wheel with fingertip cruise, audio and accessory phone <sup>19</sup> controls  |                                  |                                  | ■               |       |
| Alcantara/cloth-upholstered power front sport seats with 2-way manual headrests and thigh support; 3-driver memory for exterior mirror and seat positions; automatic tilt-down of passenger's side-view mirror when vehicle is shifted into reverse gear |                                  |                                  | ■               |       |
| Anthracite interior headliner  |                                  |                                  | ■               |       |
| Double Spoke (Styling 135M) cast alloy wheels, 18 x 8.0 front, 18 x 8.5 rear; 225/40R-18 front, 255/35R-18 rear performance tires <sup>21, 22</sup>  |                                  |                                  | ■               |       |
| High-Gloss shadowline exterior trim  |                                  |                                  | ■               |       |
| Aluminum "black cube" interior trim  |                                  |                                  | ■               |       |
| Aluminum "silver cube" interior trim   |                                  |                                  | ■ <sup>25</sup> |       |
| Aerodynamic package  |                                  |                                  | ■ <sup>23</sup> |       |

17 Not available with 330i Performance Package.

18 Optional; must be ordered with Premium Package.

19 If so equipped.

20 Sport Package required.

21 Due to low-profile tires, please note: wheels, tires and suspension parts are more susceptible to road hazard and consequential damages.

22 Space-saver spare replaces full-use spare and wheel.

23 Aerodynamic package for the 330i/xi Sport Package is a different design than the one for the 330i Performance Package.

24 Requires Sport Package; not available in 330i with Performance Package. Availability date TBD.

25 Optional with 330i Performance Package.

## Technical | Data

| <b>Weight</b>                       |                | <b>325i</b>      | <b>325xi</b>     | <b>330i</b>                | <b>330xi</b>     |
|-------------------------------------|----------------|------------------|------------------|----------------------------|------------------|
| Unladen                             | lbs            | 3219 (3307)      | 3461 (3527)      | 3285 (3362)                | 3483 (3538)      |
| Weight distribution, front/rear     |                |                  |                  |                            |                  |
| Manual transmission                 | %              | 50.3/49.7        | 52.6/47.4        | 50.1/49.9                  | 52.2/47.8        |
| Automatic transmission              | %              | 50.9/49.1        | 53.0/47.0        | 50.6/49.4                  | 52.5/47.5        |
| <b>Engine</b>                       |                |                  |                  |                            |                  |
| Liter/type                          |                | 2.5/inline 6     | 2.5/inline 6     | 3.0/inline 6               | 3.0/inline 6     |
| Bore/stroke                         | inch           | 3.31/2.95        | 3.31/2.95        | 3.31/3.53                  | 3.31/3.53        |
| Nominal output/rpm                  | hp             | 184/6000         | 184/6000         | 225/5900                   | 225/5900         |
| Max torque/rpm                      | lb-ft          | 175/3500         | 175/3500         | 214/3500                   | 214/3500         |
| Compression ratio                   | :1             | 10.5             | 10.5             | 10.2                       | 10.2             |
| Fuel grade                          |                | Unleaded premium | Unleaded premium | Unleaded premium           | Unleaded premium |
| <b>Transmission</b>                 |                |                  |                  |                            |                  |
| Manual gear ratios                  |                |                  |                  |                            |                  |
| I/II                                | :1             | 4.23/2.52        | 4.21/2.49        | 4.35/2.50                  | 4.35/2.50        |
| III/IV                              | :1             | 1.66/1.22        | 1.66/1.24        | 1.66/1.23                  | 1.66/1.23        |
| V/VI/R                              | :1             | 1.00/-/4.04      | 1.00/-/3.85      | 1.00/0.85/3.93             | 1.00/0.85/3.93   |
| Final drive ratio                   | :1             | 3.15             | 3.23             | 2.93                       | 3.07             |
| Automatic gear ratios               |                |                  |                  |                            |                  |
| I/II                                | :1             | 3.67/2.00        | 3.45/2.21        | 3.45/2.21                  | 3.42/2.22        |
| III/IV                              | :1             | 1.41/1.00        | 1.59/1.00        | 1.59/1.00                  | 1.60/1.00        |
| V/R                                 | :1             | 0.74/4.10        | 0.76/3.17        | 0.76/3.17                  | 0.75/3.03        |
| Final drive ratio                   | :1             | 3.46             | 3.46             | 3.38                       | 3.46             |
| <b>Performance</b>                  |                |                  |                  |                            |                  |
| Drag coefficient                    | C <sub>d</sub> | 0.31             | 0.31             | 0.31                       | 0.31             |
| Top speed <sup>1</sup>              | mph            | 128              | 128              | 128                        | 128              |
| Acceleration 0-60 mph <sup>2</sup>  | sec            | 7.1 (8.1)        | 7.6 (8.8)        | 6.4 (7.0)/5.9 <sup>3</sup> | 6.9 (7.5)        |
| <b>Fuel consumption<sup>4</sup></b> |                |                  |                  |                            |                  |
| 5-speed manual transmission         |                |                  |                  |                            |                  |
| City                                | mpg            | 20               | 19               | -                          | -                |
| Highway                             | mpg            | 29               | 27               | -                          | -                |
| 6-speed manual transmission         |                |                  |                  |                            |                  |
| City                                | mpg            | -                | -                | 20                         | 20               |
| Highway                             | mpg            | -                | -                | 30                         | 29               |
| 5-speed automatic transmission      |                |                  |                  |                            |                  |
| City                                | mpg            | 20               | 19               | 20                         | 18               |
| Highway                             | mpg            | 28               | 26               | 28                         | 25               |
| Sequential Manual Gearbox (SMG)     |                |                  |                  |                            |                  |
| City                                | mpg            | TBD              | -                | TBD                        | -                |
| Highway                             | mpg            | TBD              | -                | TBD                        | -                |

Figures in ( ) apply to vehicles with automatic transmission.

1 Top speed limited electronically.

2 BMW AG test results. Actual acceleration results may vary, depending on specification of vehicle; road and environmental conditions; testing procedures and driving style. These results should be used for comparison only and verification should not be attempted on public roads. **BMW urges you to obey all posted speed laws and always wear safety belts.**

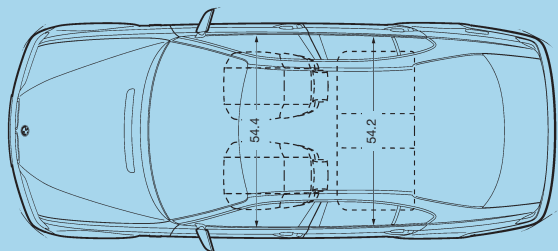
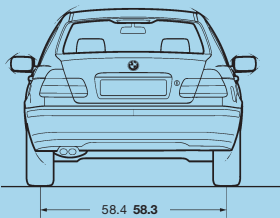
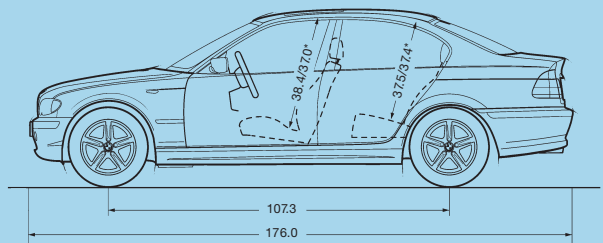
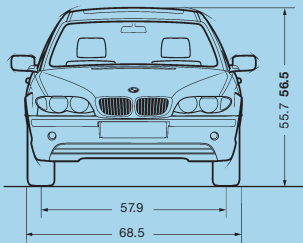
3 330i with Performance Package.

4 EPA-estimated figures are for comparison purposes only. Your actual mileage will vary, depending on speed, driving habits, trip length and driving conditions; actual mileage will most likely be lower.

5 Due to low-profile tires, please note: wheels, tires and suspension parts are more susceptible to road hazard and consequential damages.



| Tires, wheels and brakes <sup>5</sup> |                         |      | 325i       | 325xi      | 330i       | 330xi      |
|---------------------------------------|-------------------------|------|------------|------------|------------|------------|
| Tire dimensions                       | (standard – all-season) |      | 205/55R-16 | 205/55R-16 | 205/50R-17 | 205/50R-17 |
| Wheel dimensions                      | (standard)              |      | 16 x 7.0   | 16 x 7.0   | 17x 7.0    | 17x 7.0    |
| Material                              |                         |      | Cast alloy | Cast alloy | Cast alloy | Cast alloy |
| Brake dimensions                      | (diameter)              |      |            |            |            |            |
|                                       | front – vented          | inch | 11.8       | 11.8       | 12.8       | 12.8       |
|                                       | rear – vented           | inch | 11.6       | 11.6       | 12.6       | 12.6       |



Illustrations above: all dimensions in inches.  
 Figures in ( ) apply to 330i, if different.  
**Bold type** indicates vehicles with all-wheel drive, if different.  
 \* = Dimension with optional moonroof.

U.S. Importer: BMW of North America, LLC, Woodcliff Lake, NJ 07677. All illustrations and specifications contained in this brochure are based on the latest product information available at the time of printing. BMW reserves the right to make changes at any time, without notice, in colors, materials, equipment, specifications and models. BMW may, subject to legal requirements, determine the ModelYear designation of its vehicles. The ModelYear designation on any particular model may be longer or shorter than 12 months. Some vehicles pictured may contain non-U.S. equipment. Some models may be shown with optional equipment. Further information can be obtained from your authorized BMW center or [bmwusa.com](http://bmwusa.com).  
 ©2003 BMW AG, Munich/Germany. Not to be reproduced wholly or in part without written permission of BMW AG, Munich. The BMW name and logo are registered trademarks.